



**Nordic
Venture**

Information Brochure

📍 Rendalen-Norway

☎ +32 499174188

✉ info@nordic-venture.no

Contents

1. Location	2
2. Access to the cabin	3
3. What does this accommodation have to offer?	4
4. Ferries to Norway	5
5. Shopping	6
6. Waste	10
7. House rules	11
8. Check-Out list	12
Heating:	12
Outside:	12
Living Room:	12
Bathroom:	12
Doors & Windows:	12
Lighting:	12
Linen & Towels:	13
9. Local products (see website https://www.opplevrendalen.no/handel-og-tjenester/lokalprodusenter)	14
10. Doctor / Hospital	15
11. Emergency numbers	16
12. Activities & sights	16

1. Location

Renåfjellveien 27
2485 Rendalen
info@nordic-venture.no
+32 499 17 41 88

By Car from Larvik or from Oslo harbour:

Take the E18 towards Oslo, which automatically changes into the E6 in Oslo. Keep following the E6 until Kolomoen. There take the E3 to Rena.

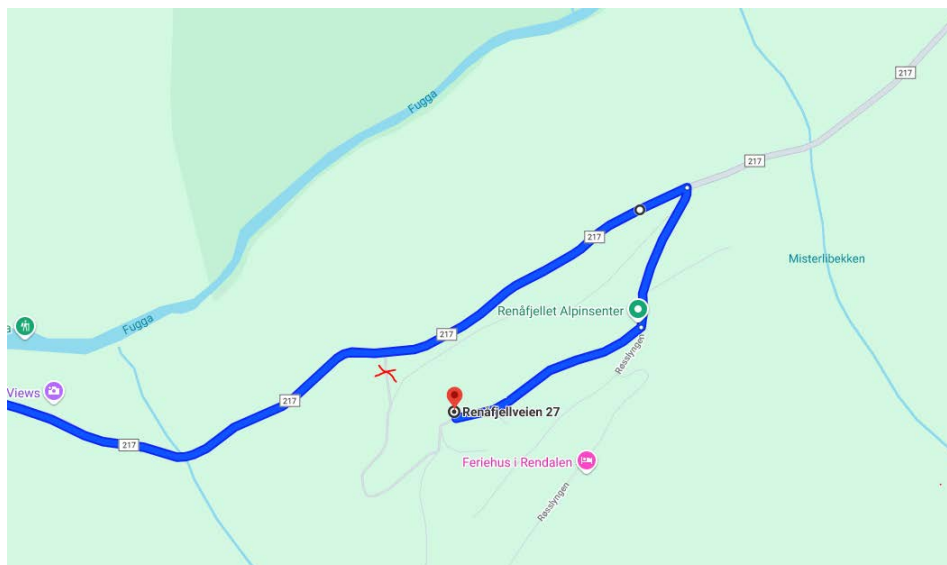
Here you have 2 options:

- in Rena you turn right and follow the 215 which turns into the Fv607 at the river 'Søndre Osa'. Keep following until you reach Åkrestrømmen. Turn right on the 217. Continue for 6.5 km until you see a sign "Renåfjellet". Turn right and follow the road to the barrier. Open the barrier and go straight ahead. +/- 500 meters further you will see the cabine on the right side.

- the other option is to continue straight in Rena (11.6 km extra) until you reach the junction with the Fv30 towards Koppang. Keep following the Fv30, at Åkrestrømmen you turn right onto the 217. In winter this route is better maintained/faster.



If you come from Larvik: In heavy traffic in Oslo you can leave the E18 before Oslo and take the ring road 150. This reconnects to the E6 at the end. It is only 2 km extra.



A number of GPS systems direct you to the right where the cross is. This is a forest road. Keep following the road until you see the arrow.



2. Access to the cabin

Slide the top part of the lock up. The code keyboard appears and lights up blue. Enter the PIN code followed by the # After the beep you can push the handle down and open the door.

3. What does this accommodation have to offer?

- 2 bedrooms
 - First room – double bed (160 cm)
 - Second room – bunk bed (120 cm & 70cm)
- 2 loft rooms where you (or children) can sleep under the roof (see pictures). 1 is above the 2 bedrooms, the other is in the living room.
- Floor heating in entrance & bathroom
- Smoke, CO alarm, fire extinguisher & EHBO kit
- Wood fire
- Kitchen
 - Plates & glasses
 - All cutlery
 - cooking pots and pans
 - Fridge & Freezer
 - Oven
 - Dish washer
 - Induction stove
 - Kettle
 - Cofee machine
 - Wine glasses
 - Toaster
 - Coffee machine
 - Fryer
 - Waffle maker
 - Steam cooker
 -
- Free parking in front of the door
- Pets allowed (max.)
- Self check-in
- WiFi
- Private balcony or terrace
- Outdoor fire pit
- Garden furniture
- Smart TV
- Washing machine

4. Ferries to Norway

Ferry crossing Hirtshals (DK) – Larvik (NO):

Color Line – 3u.45 min
<https://www.colorline.no/>

Pets: Colorline is not pet friendly, dogs stay in the car (can be hot on the car deck) or the ship has room for a maximum of 7 dogs in the ship's dog cage in the kennel.

During the summer season (April to September), guests are allowed to have their dogs outside in a designated area on deck 9 on SuperSpeed 1 and deck 7 on SuperSpeed 2. Guests must sit with their dogs outside on deck during the entire crossing. Be aware that the weather has a huge impact on this option.

Ferry crossing Frederikshavn (DK) – Oslo (NO):

DFDS – 10u.04 min
<https://www.dfds.com/>

Also possible to extend or start from/to Copenhagen

Pets: There are 8 pet-friendly cabins on the Crown and 10 pet-friendly cabins on the Pearl. The price for a pet-friendly cabin is +425 DKK per pet per way. A maximum of 2 pets per cabin are allowed (rodents are not allowed on board).

Pets must remain in the cabin during the crossing, but it is possible to walk your dog in the designated area of the ship. We recommend that you book the pet-friendly cabin well in advance.

Ferry crossing Kiel (DE) – Oslo (NO):

Color Line – 20u.
<https://www.colorline.no/>

Pets: Colorline is not pet friendly, dogs stay in the car (can be hot on the car deck) or the ship has room for a maximum of 10 dogs, in cages on the car deck (own kennel). The dog can leave the car/crate in the kennel at set visiting times. (17:00, 20:30, 07:15) Only one person per animal during visiting hours. Visiting time is 15 minutes.

Other ferries:

Frederikshavn (DK) – Göteborg (SE) by StenaLine: <https://www.stenaline.se/>

Hirtshals (DK) – Kristiansand (NO) by FjordLine: <https://fjordline.no>

TIP: always book via the Norwegian websites of the company itself. This is a lot cheaper than via .nl, .be or directferries.com

5. How to get in ?

- At the main front door: move the upper part in upwards position:



- The panel will light blue
- Enter the code given to you by message and finish with #, you will hear some noise and you will be able to move the handle down to open the door. Don't forget the code, you will need it every time to enter the house.

6. Put the heating on

- As it can become very cold in winter, we never switch the heating completely off as it can freeze the water pipes !!!
- For the 2 living area's: at the right side, you can adjust the temperature by using the + and – button. Do not change any other setting. When going home, please turn the value **back to 9 degrees !**



- For the floor heating (bathroom and entrance), use the blue and red arrow, also switch it back to **9 degrees when going home!**

As electricity is very expensive in Norway, we kindly ask you to use the fireplace instead of



the electric heating and lower the temperature when leaving the house.

7. Open the main water supply

- The main water valve is behind the washing machine in the bathroom. In horizontal position the valve is open, vertical is closed.
- Please always close the valve when going home and flush the toilet once more so it takes away all pressure



8. Where are these buttons for ?



Ventilation on/off -> when on, the fan will only run when the humidity in the bathroom is around 60%

Force the fan for 30 minutes no matter the humidity, this works only when the first button is "on"

Please, when turning home turn the ventilation "off"

9. Cooking stove

- When you start cooking make sure the extractor hood is on. When this thing starts beeping (it goes quite fast when it detects smoke from cooking) just press 1 time on the button. (if you don't, the electricity will shut down!)



- When you can't switch on the stove you need to reactivate the safety module
- In the left cabinet there is a control box, press the button as shown by the arrow. A orange led will start blinking



- Press again on the button of the detector above the stove (1st picture)
- The orange led changes to a green one.
- Now you can operate the cooking stove

- Press the I button and put a pan on the stove. The correspondent area will light up (here the single 0).
- Press the single zero until it blinks, now you can use the small dots below from 1 to 9 to increase/decrease the power.



10. Shopping

- Supermarket: Joker Aasheim – Engerdalsveien 83 – Åkrestrømmen
- Gas station: Åkrestrømmen
- DIY store: Byggtorget Byggpartner AS – Engerdalsveien 98 – Åkrestrømmen
- Fishing & leisure: May & Fred's fiske/fritid – Engerdalsveien 96 – Åkrestrømmen
- Second hand & antique: Pargasbua – Gamle Kongevei 2911, Otnes
- Car wash & Petrol – Gamle Kongevei 2443, Otnes
- Wood – SR Produkter AS - Åkrestrømmen

11. Waste


You can sort waste at the entrance to the hut field (at the barrier). The following matters are processed separately:


- Glass and metal
- Plastic packaging
- Food remains
- Paper and cardboard
- Residual waste


Inside the cabine you can find different bins and instructions how to sort things.


12. House rules





 **Respect Nature:** Our beautiful surroundings are here for you to enjoy. Please help us preserve them by treating the environment with care.


 **No Smoking Indoors:** Smoking is strictly prohibited inside to maintain air quality and prevent fire hazards.


 **Pets on Request:** We welcome up to 2 pets upon request. Please make sure to clean up after your pets both indoors and outdoors.


 **Waste Disposal:** Follow the instructions for waste disposal and recycling as mentioned in the house.


 **Shoes Off:** To protect our lovely parquet flooring, we kindly ask you to take off your shoes when entering the house.

 **Flexible Check-In:** You can check in flexibly thanks to the code lock. Details will be provided shortly before your arrival.

 **Check-Out Before 10:00 AM:** At the end of your stay, we kindly ask you to leave the house before 10:00 AM.

 **No Parties:** Parties or events are not allowed, both indoors and outdoors, to ensure peace and safety.

 **Maximum of 6 Guests:** Our vacation home can accommodate up to 6 guests comfortably.

 **Cleanliness:** You are responsible for keeping the house clean and well-maintained during your stay and upon departure.

 **Free WiFi:** Stay connected with our free WiFi!


SSID: Guest


Password: nordicventure

13. Check-Out list

We hope you had a fantastic stay! Before you leave, we kindly ask you to review this checklist to ensure everything is in order for the next guests.

Heating:

 **Heating:** Leave all heating units on. Refer to the manual for adjusting the temperature.


 **Before Departure:** Set all heating units to **9 degrees**. !!! This includes the two white radiators in the living and relaxation areas. Also, set the underfloor heating in the hallway and bathroom to 9 degrees.


Outside:

Chairs: Stack the chairs on the terrace into 2 piles and secure them with a strap. Place the table as close as possible to the chairs.

Materials: Return brooms and shovels to the spot where you found them upon arrival (in the right corner under the canopy near the entrance). Do not leave any materials that could be covered by snow or blown away.


Living Room:

 **Refrigerator:** Unplug the refrigerator and freezer. Leave the doors open at a 45-degree angle (both fridge and freezer). Place a towel underneath and put a chair in front of the doors to keep them from closing.

 **Appliances:** Ensure that all devices are turned off. Unplug all devices from the sockets (e.g., TV, microwave, etc.).

Bathroom:


 **Main Water Valve:** Turn off the main water valve of the house.

 **Toilet:** Flush the toilet one more time to release the pressure from the pipes.

 **Ventilation:** Turn off the ventilation system (set the switch to 0).

Doors & Windows:

 **Terrace Door:** Secure the terrace door.


 **Interior Doors:** Leave all interior doors open at a 45-degree angle to allow the heat to circulate evenly.

 **Windows:** Ensure that all windows are closed.

Lighting:

 **Lights:** Turn off all lights. The outdoor lighting operates automatically.

Linen & Towels:

 Used Linen: If you have chosen to rent bed linens and towels, please place the used items on top of the washing machine

14. Local products

(see website <https://www.opplevrendalen.no/handel-og-tjenester/lokalprodusenter>)



Haarseth's Almond Potato

Rendalen

Tasty from Bjerkly farm - Haarseth's Mandelpotet!



Joker Aasheim

Rendalen

Welcome to a pleasant local grocery store in Åkrestønnen!



Nordseth Hjort

Rendalen

You can buy locally produced venison in Rendalen!



Rhubarb juice from Rendalen

Rendalen

Have you tasted the good rhubarb juice from Rendalen Rhubarbra?



Solsiden Honey

Rendalen

Lovely honey from Rendalen Østfjell - local product from Solsiden Honning



Østerdalen apiary, Villmarkshonning

Rendalen

Østerdalen apiary - tasty honey from Rendalen!



Østerdalen Hjemmebakeri AS

Rendalen

Award-winning and delicious flatbread from Rendalen!

15. Docter / Hospital



Rendalen Legekontor
Søstuveien 6
2485 Rendalen
+47 62 46 63 50

Mo-Fr: 8.00 – 11.00 and 13.00 – 14.00

Legevakt
Sjukehusveien 9
2500 Tynset
Noorwegen
+47 62 48 22 11

Mandag	15.30 - 08.00
Tirsdag	15.30 - 08.00
Onsdag	15.30 - 08.00
Torsdag	15.30 - 08.00
Fredag	15.30 - 08.00
Lørdag	00.00 - 24.00
Søndag	00.00 - 24.00



Immediate help (emergency): 113

Call the emergency department on 116 117 if the doctor is not available and help cannot wait. Calling is free.

16. Emergency numbers

110 FIRE	112 POLICE	113 AMBULANCE	VET 004762469297 <small>CALL/tap VET</small>
Roadside Assistance call/tap: 98702222 or 004723213100	Hit an animal on the road? Call 02800	DOCTOR 0047-624-66-350 DOCTOR after office hrs 0047-970-92-751	

17. Activities & sights

Guided tours in Rendalen

Ole Martin & Linda offer guided tours in nature, they also have a photo hide to watch the golden eagles and many other wildlife.

Other activities:

- Guided tour to flytoppen (plane wreck from WW II) (12 km)
- Fishing Mistra, known for its big brown trout
- Solentoppen: the highest mountain in Rendalen with 360 degree view. (22 km)
- Jutulhogget: hike in the Canyon (8 km)

See more on their website: <https://reguna.no/HomeEnglish/> or their facebook page: https://www.facebook.com/regunaAS/?ref=embed_page

Email: post@reguna.no

Ole Martin: 995 46 130

Linda: 456 33 927

Beach



On the north side of Storsjøen lies Sana - a beautiful sandy beach that is perfect for lazy days for young and old. The water is clear, the bottom is lovely sand and it is very shallow. This invites you to splash, play and swim.

If you want to walk, the evening round goes to Sana. It is about 3 km, and it is a nice walk in the forest and along the water. The road to Sana is signposted from the center of Åkrestrømmen.



On the south side of Lomnessjøen you will find a cozy beach with beach chairs and a sand volleyball net. Enjoy the day here with sun and swimming in lovely fresh water! Close by you will find the Kværnesodden football field, a turf that has received much praise.

Sights (visit the website <https://www.opplevrendalen.no/opplev-rendalen/severdigheter>)



Boat for the war sailors from Rendalen

Rendalen

At Ytre Rendal church, you will find a monument erected over the "forgotten" war sailors from Rendalen



The Bull Museum

Rendalen

Visit the Bullmuséet this summer, enjoy the peace and quiet in the beautiful vicarage garden which was the home of the writer Jacob Breda Bull!



Fiskevollen - Norway's oldest and best-preserved inland fishery

Rendalen

Fiskevollen - Norway's oldest and largest inland fishing wall at Sølensjøen!



Fiskvikrokkdaldammen

Rendalen

Welcome to Fiskvikrokkdalsdam - a newly restored and special idyll, accessible to everyone!



Hanestad church

Hanestad

Welcome to Hanestad church!



John's Church

Rendalen

Johanneskirken is a beautiful and expressive stave church, both externally and internally. The magnificent nature and the view that surrounds it also help make a visit a great experience.



Jutulhogget

Rendalen

Visit Jutulhogget - Northern Europe's largest canyon!



Lia farm

Rendalen

Lia Gård - from deserted farm to Norway's largest retreat centre.



M/S Storsjø

Rendalen

See the beautiful M/S Storsjø at Storsjøen, or join us on a trip!



Memorials in Åkrestrømmen

Rendalen

In Åkrestrømmen you will find memorials to three great sportsmen from Rendalen!



The rejection

Rendalen

Visit the Nekfallet - with its 90 meter powerful fall!



Otersteinen - Norway's third largest

Rendalen

Take a stop at Norway's third largest rock - Otersteinen in Rendalen!



The pure fall

Rendalen

Take the trip to the idyllic Renåfallet in Åkrestrømmen!



Rosemary's source

Rendalen

Visit Rosemarie's spring, beautifully situated by Mistra in Rendalen!



Even church

Rendalen

Welcome to Sjøli Church – a well-shaped long church with national romantic forms



The drawing case

Rendalen

Take the trip to Tegningfallet at Hanestad



Ytre Rendal church

Rendalen

Ytre Rendal church is a beautiful, red-painted wooden church in Otnes



Østerdalsleden

Rena

Experience the start of Norway's wilderness trail; Østerdalsleden. Hike through beautiful eastern Norwegian nature with open pine forests and dense spruce forests, over soft reindeer lichen and lingonberry heather.



Upper Rendal church

Rendalen

Welcome to Øvre Rendal church!



The Åkrestein

Rendalen

Take a stop at Åkrestein along the Pilgrimsleden

Hike in forest & mountains (see website <https://www.opplevrendalen.no/opplev-rendalen/vandre-i-skog-og-fjell>)



Top 10 in Rendalen

Rendalen

10 peaks in beautiful Rendalen – climb 10 new peaks every year!



Elgpiggen (1604 m above sea level)

Rendalen

Elgpiggen – majestic peak in a rich historical landscape!



Fjell-Huskies Adventures AS

Rendalen

Llama, goat and husky tours & Llama, goat and husky overnight tours.



Cozy trip to Sandbu (open berth)

Rendalen

Easy trip in beautiful mountain scenery in the Sølen massif!



The evening round in the Åkrestrømmen

Rendalen

Take the children, your girlfriend or yourself and go for the Evening Run in Åkrestrømmen – you can also go during the day!



Low safari

Rendalen

Try Low Safari in Rendalen – a walk among wild plants!



Pilgrimsleden – Østerdalsleden

Rendalen

The Pilgrimsleden through Rendalen follows the valley floor northwards and takes up the mountain at Fonnås, follows the mountain and enters Tyldalen and Tynset municipality – 180 km led through one municipality!



Rendalen Guiding and Nature Experiences AS (REGUNA)

Rendalen

Join us on guided tours in Rendalen's magnificent nature!



Renåfjellet (1028 m) – easy hike

Rendalen

Top trip to Renåfjellet – easy trip with fantastic views towards Rondane and Solen!



Round trip in Renåfjellet

Rendalen

Use the whole day and take a great tour of Renåfjellet – three peaks!



The pole hunt in Rendalen

Rendalen

Join us and hunt for poles in Rendalen!



Tannvola (1225 m above sea level)

Rendalen

Nice family trip to the top of Tannvola (1225 m above sea level) – with a wide view over "the whole" Rendalen!



Summit trip to Sølén (1755 m above sea level)

Rendalen

Top hike to Sølén (1755 m above sea level) gives spectacular views and heart palpitations!



Top tours in Rendalen

Rendalen

Choose a top hike in Rendalen's beautiful mountains – long or short – the choice is yours!



Tour in the cultural heritage park – Romenstad

Rendalen

A trip to the cultural heritage park is a cultural experience that gives an insight into the old fishing history!

Bathing, paddling and boating (see website <https://www.opplevrendalen.no/opplev-rendalen/bade-padle-og-batliv>)



Bathing in Lomnessjøen

Rendalen

Cozy bathing beach at the southern end of Lomnessjøen!



Canoe hire from Romenstad cabins

Rendalen

Rent a canoe at Romenstad cabins - for wonderful nature experiences!



Paddling on Sølensjøen and Sølva

Rendalen

Paddling tips starting in the beautiful Fiskevollen - easy or challenging - the choice is yours!



The sandy beach Sana in Storsjøen

Rendalen

Beautiful sandy beach at the north end of Lake Storsjøen - with a beautiful view!

Fishing (see website <https://www.opplevrendalen.no/opplev-rendalen/fiske>)



Fishing in Mistra

Rendalen

Mistra in Rendalen is one of Norway's very best fishing rivers! - and was also Fridtjof Nansen's undisputed favorite river.



Fishing in Rendalen

Mistra, Storsjøen, Glomma, Sølensjøen, Unsetåa - come to the fishing paradise Rendalen!



Fishing in Spekedalen and Lake Sølensjøen

Rendalen

Experience fishing in Spekedalen and Sølensjøen - combined with culture and fantastic nature - and perhaps a canoe trip?



Fishing in the Great Lakes

Rendalen

Do you want to fish for big trout? Try it in Storsjøen!



Fishing in Unsetåa

Rendalen

Unsetåa – exciting fishing in a hidden gem!



Fishing guide in Mistra

Rendalen

Join the fishing guide in one of Norway's roughest trout ponds, Mistra!



Fred Olsen fishing guide

Rendalen

Do you want to bring expertise with you on a fishing trip? Try guide Fred Olsen in Åkrestømmen!